

# 3. Planar kinematics

## *Mechanics of Manipulation*

Matt Mason

`matt.mason@cs.cmu.edu`

`http://www.cs.cmu.edu/~mason`

Carnegie Mellon

**Chapter 1 Manipulation 1**

- 1.1 Case 1: Manipulation by a human 1
- 1.2 Case 2: An automated assembly system 3
- 1.3 Issues in manipulation 5
- 1.4 A taxonomy of manipulation techniques 7
- 1.5 Bibliographic notes 8
- Exercises 8

**Chapter 2 Kinematics 11**

- 2.1 Preliminaries 11
- 2.2 Planar kinematics 15
- 2.3 Spherical kinematics 20
- 2.4 Spatial kinematics 22
- 2.5 Kinematic constraint 25
- 2.6 Kinematic mechanisms 34
- 2.7 Bibliographic notes 36
- Exercises 37

**Chapter 3 Kinematic Representation 41**

- 3.1 Representation of spatial rotations 41
- 3.2 Representation of spatial displacements 58
- 3.3 Kinematic constraints 68
- 3.4 Bibliographic notes 72
- Exercises 72

**Chapter 4 Kinematic Manipulation 77**

- 4.1 Path planning 77
- 4.2 Path planning for nonholonomic systems 84
- 4.3 Kinematic models of contact 86
- 4.4 Bibliographic notes 88
- Exercises 88

**Chapter 5 Rigid Body Statics 93**

- 5.1 Forces acting on rigid bodies 93
- 5.2 Polyhedral convex cones 99
- 5.3 Contact wrenches and wrench cones 102
- 5.4 Cones in velocity twist space 104
- 5.5 The oriented plane 105
- 5.6 Instantaneous centers and Reuleaux's method 109
- 5.7 Line of force; moment labeling 110
- 5.8 Force dual 112
- 5.9 Summary 117
- 5.10 Bibliographic notes 117
- Exercises 118

**Chapter 6 Friction 121**

- 6.1 Coulomb's Law 121
- 6.2 Single degree-of-freedom problems 123
- 6.3 Planar single contact problems 126
- 6.4 Graphical representation of friction cones 127
- 6.5 Static equilibrium problems 128
- 6.6 Planar sliding 130
- 6.7 Bibliographic notes 139
- Exercises 139

**Chapter 7 Quasistatic Manipulation 143**

- 7.1 Grasping and fixturing 143
- 7.2 Pushing 147
- 7.3 Stable pushing 153
- 7.4 Parts orienting 162
- 7.5 Assembly 168
- 7.6 Bibliographic notes 173
- Exercises 175

**Chapter 8 Dynamics 181**

- 8.1 Newton's laws 181
- 8.2 A particle in three dimensions 181
- 8.3 Moment of force; moment of momentum 183
- 8.4 Dynamics of a system of particles 184
- 8.5 Rigid body dynamics 186
- 8.6 The angular inertia matrix 189
- 8.7 Motion of a freely rotating body 195
- 8.8 Planar single contact problems 197
- 8.9 Graphical methods for the plane 203
- 8.10 Planar multiple-contact problems 205
- 8.11 Bibliographic notes 207
- Exercises 208

**Chapter 9 Impact 211**

- 9.1 A particle 211
- 9.2 Rigid body impact 217
- 9.3 Bibliographic notes 223
- Exercises 223

**Chapter 10 Dynamic Manipulation 225**

- 10.1 Quasidynamic manipulation 225
- 10.2 Brie y dynamic manipulation 229
- 10.3 Continuously dynamic manipulation 230
- 10.4 Bibliographic notes 232
- Exercises 235

**Appendix A Infinity 237**

# Outline.

- One more general theorem: Displacement = translation  $\circ$  rotation.
- Some fundamental theorems on planar motion.
- Main result: every planar motion has a rotation center in projective plane.
- Centrodes.

# Decomposition of displacements

Theorem 2.2: For any displacement  $D$  of the Euclidean spaces  $\mathbb{E}^2$  or  $\mathbb{E}^3$ , and any point  $O$ ,  $D$  can be expressed as the composition of a translation with a rotation about  $O$ .

Proof:

# Decomposition of displacements

Theorem 2.2: For any displacement  $D$  of the Euclidean spaces  $\mathbb{E}^2$  or  $\mathbb{E}^3$ , and any point  $O$ ,  $D$  can be expressed as the composition of a translation with a rotation about  $O$ .

Proof:

Let  $O'$  be the image of  $O$  under  $D$ .

Let  $T$  be the translation taking  $O$  to  $O'$ .

# Decomposition of displacements

Theorem 2.2: For any displacement  $D$  of the Euclidean spaces  $\mathbb{E}^2$  or  $\mathbb{E}^3$ , and any point  $O$ ,  $D$  can be expressed as the composition of a translation with a rotation about  $O$ .

Proof:

Let  $O'$  be the image of  $O$  under  $D$ .

Let  $T$  be the translation taking  $O$  to  $O'$ .

Consider the displacement  $T^{-1} \circ D$ . Where does it map  $O$ ?

$$(T^{-1} \circ D)(O) = ?$$

# Decomposition of displacements

Theorem 2.2: For any displacement  $D$  of the Euclidean spaces  $\mathbb{E}^2$  or  $\mathbb{E}^3$ , and any point  $O$ ,  $D$  can be expressed as the composition of a translation with a rotation about  $O$ .

Proof:

Let  $O'$  be the image of  $O$  under  $D$ .

Let  $T$  be the translation taking  $O$  to  $O'$ .

Consider the displacement  $T^{-1} \circ D$ . Where does it map  $O$ ?

$$(T^{-1} \circ D)(O) = O$$

# Decomposition of displacements

Theorem 2.2: For any displacement  $D$  of the Euclidean spaces  $\mathbb{E}^2$  or  $\mathbb{E}^3$ , and any point  $O$ ,  $D$  can be expressed as the composition of a translation with a rotation about  $O$ .

Proof:

Let  $O'$  be the image of  $O$  under  $D$ .

Let  $T$  be the translation taking  $O$  to  $O'$ .

Consider the displacement  $T^{-1} \circ D$ . Where does it map  $O$ ?

$$(T^{-1} \circ D)(O) = O$$

So  $T^{-1} \circ D$  is a rotation; call it  $R$ .



# Decomposition of displacements

Theorem 2.2: For any displacement  $D$  of the Euclidean spaces  $\mathbb{E}^2$  or  $\mathbb{E}^3$ , and any point  $O$ ,  $D$  can be expressed as the composition of a translation with a rotation about  $O$ .

Proof:

Let  $O'$  be the image of  $O$  under  $D$ .

Let  $T$  be the translation taking  $O$  to  $O'$ .

Consider the displacement  $T^{-1} \circ D$ . Where does it map  $O$ ?

$$(T^{-1} \circ D)(O) = O$$

So  $T^{-1} \circ D$  is a rotation; call it  $R$ .

So then  $T \circ R = T \circ T^{-1} \circ D = D$  is the desired decomposition.

QED

# Decomposition of displacements

Note:

- Instead of  $R = T^{-1} \circ D$ ,  $D = T \circ R$ ,  
we could have  $S = D \circ T^{-1}$ , and  $D = S \circ T$ .  
So you can do rotation first or translation first ...

# Decomposition of displacements

Note:

- Instead of  $R = T^{-1} \circ D$ ,  $D = T \circ R$ ,  
we could have  $S = D \circ T^{-1}$ , and  $D = S \circ T$ .  
So you can do rotation first or translation first ...
- ... but  $S$  is *not* rotation about  $O$ — $S \neq R$ . (Book missed this point.) Get rotation about  $O$ , construct decomposition of  $D^{-1}$ .

# Decomposition of displacements

Note:

- Instead of  $R = T^{-1} \circ D$ ,  $D = T \circ R$ , we could have  $S = D \circ T^{-1}$ , and  $D = S \circ T$ . So you can do rotation first or translation first ...
- ... but  $S$  is *not* rotation about  $O$ — $S \neq R$ . (Book missed this point.) Get rotation about  $O$ , construct decomposition of  $D^{-1}$ .
- Theorem 2.2 is basis for most common representation of displacements.

# Decomposition of displacements

Note:

- Instead of  $R = T^{-1} \circ D$ ,  $D = T \circ R$ , we could have  $S = D \circ T^{-1}$ , and  $D = S \circ T$ . So you can do rotation first or translation first . . .
- . . . but  $S$  is *not* rotation about  $O$ — $S \neq R$ . (Book missed this point.) Get rotation about  $O$ , construct decomposition of  $D^{-1}$ .
- Theorem 2.2 is basis for most common representation of displacements.
- The decomposition is not unique: it depends on the choice of  $O$ .

# Decomposition of displacements

Note:

- Instead of  $R = T^{-1} \circ D$ ,  $D = T \circ R$ , we could have  $S = D \circ T^{-1}$ , and  $D = S \circ T$ . So you can do rotation first or translation first ...
- ... but  $S$  is *not* rotation about  $O$ — $S \neq R$ . (Book missed this point.) Get rotation about  $O$ , construct decomposition of  $D^{-1}$ .
- Theorem 2.2 is basis for most common representation of displacements.
- The decomposition is not unique: it depends on the choice of  $O$ .
- The proof extends to arbitrary  $\mathbb{E}^n$ .

# Decomposition of displacements

Note:

- Instead of  $R = T^{-1} \circ D$ ,  $D = T \circ R$ , we could have  $S = D \circ T^{-1}$ , and  $D = S \circ T$ . So you can do rotation first or translation first . . .
- . . . but  $S$  is *not* rotation about  $O$ — $S \neq R$ . (Book missed this point.) Get rotation about  $O$ , construct decomposition of  $D^{-1}$ .
- Theorem 2.2 is basis for most common representation of displacements.
- The decomposition is not unique: it depends on the choice of  $O$ .
- The proof extends to arbitrary  $\mathbb{E}^n$ .
- Note how simple it is to prove using group theory!

# Planar kinematics

That is all we will do on “general” kinematics. On to planar kinematics.

What can we say about rigid motions of  $\mathbb{E}^2$ ?

Theorem 2.3: A planar displacement is completely determined by the motion of any two points.

Proof: Construct a coordinate frame ...



# Planar kinematics: every $D$ is an $R$ or a $T$

Now for the big one:

Theorem 2.4: Every planar displacement is either a translation or a rotation.

Not a proof:

Pick two points  $A$  and  $B$ .

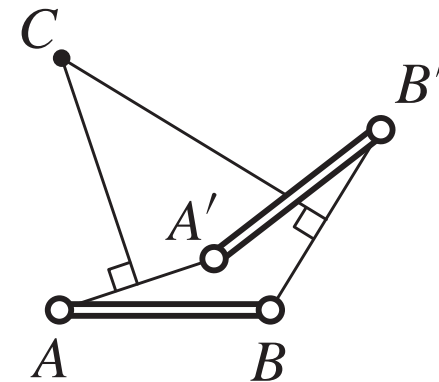
Let  $A'$  and  $B'$  be the images.

Construct perpendicular bisectors.

Intersection gives fixed point.

Why? Preserves distance from  $A$  and from  $B$ , so ...

Okay, not a proof, but a useful construction.



# Planar kinematics: every $D$ is an $R$ or a $T$

Theorem 2.4: Every planar displacement is either a translation or a rotation.

Proof:

Pick any point  $A$ . We can assume  $A \neq A'$ .

Pick  $B$  the midpoint of the line segment  $\overline{AA'}$ .

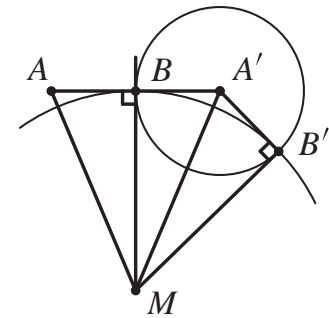
We can assume  $B'$  is not on  $\overline{AA'}$ .

Construct perp to  $AB$  at  $B$ , and perp to  $A'B'$  at  $B'$ . They are not parallel. Let  $M$  be their intersection.

Consider the rotation that maps  $A$  to  $A'$  and  $M$  to itself. Where does it map  $B$ ?

Preservation of distance gives two candidates, and we can exclude one.

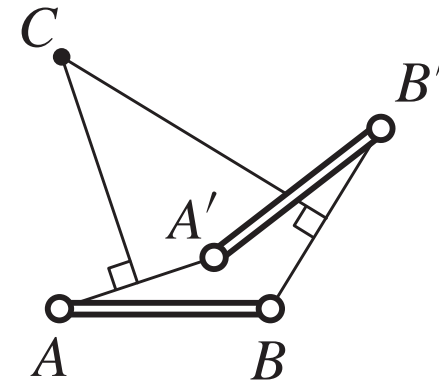
So our rotation maps  $B$  to  $B'$ . It is the given displacement. QED.



# Planar kinematics. Rotation centers

So, every planar displacement is a rotation or a translation.

Consider again construction of rotation centers from the motion of two points. How does it fail when  $\overline{AA'}$  is parallel to  $\overline{BB'}$ ?

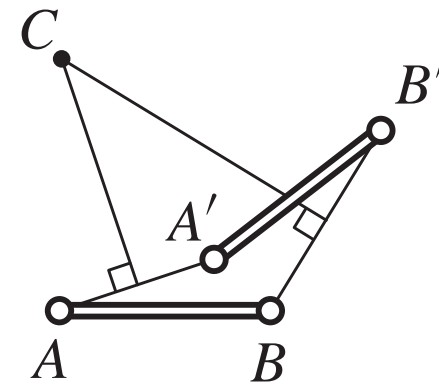


# Planar kinematics. Rotation centers

So, every planar displacement is a rotation or a translation.

Consider again construction of rotation centers from the motion of two points. How does it fail when  $\overline{AA'}$  is parallel to  $\overline{BB'}$ ?

The perpendiculars are parallel. There is no intersection, hence no rotation center.



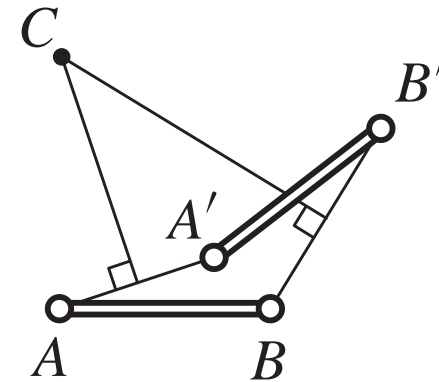
# Planar kinematics. Rotation centers

So, every planar displacement is a rotation or a translation.

Consider again construction of rotation centers from the motion of two points. How does it fail when  $\overline{AA'}$  is parallel to  $\overline{BB'}$ ?

The perpendiculars are parallel. There is no intersection, hence no rotation center.

But, in the projective plane they *do* intersect!!!



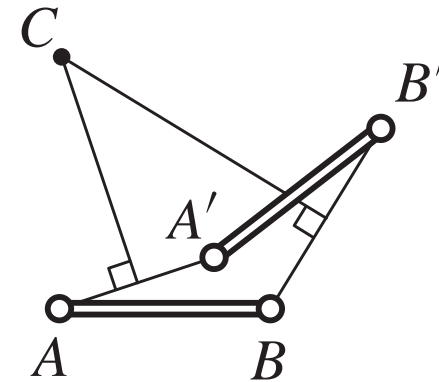
# Planar kinematics. Rotation centers

So, every planar displacement is a rotation or a translation.

Consider again construction of rotation centers from the motion of two points. How does it fail when  $\overline{AA'}$  is parallel to  $\overline{BB'}$ ?

The perpendiculars are parallel. There is no intersection, hence no rotation center.

But, in the projective plane they *do* intersect!!!



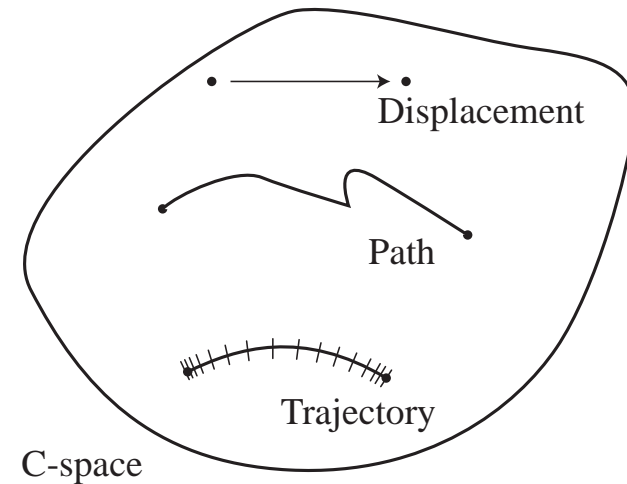
*Every planar displacement is a rotation about a point in the projective plane.*

# Displacements, paths, trajectories.

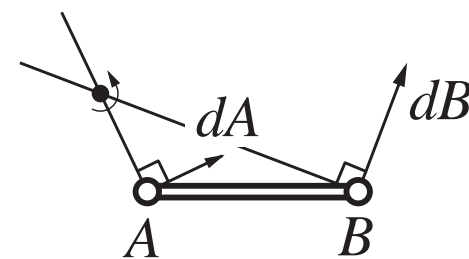
**Displacement** Discontinuous change of configuration.

**Trajectory** Configuration a continuous function of time: a continuous curve  $q(t)$  in configuration space.

**Path** A curve  $q(s)$  in configuration space parameterized perhaps by arc length.



For differentiable trajectory  $q(t)$  or a path  $q(s)$  we have *velocity*  $dq/dt$  or *differential change in configuration*  $dq$ .  
To construct rot'n center for diff'l displacement:

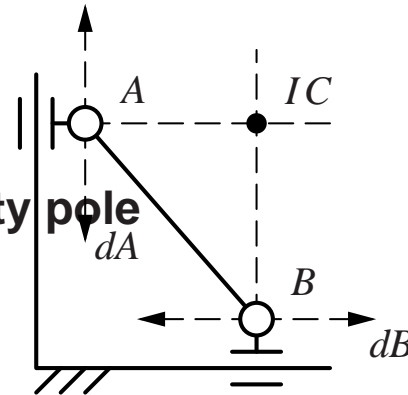


# Planar kinematics. ICs for 4bar linkages.

Terminology:

Rotation pole; rotation center for displacements.

Instantaneous center; IC; velocity center; velocity pole for velocities or differential displacements.

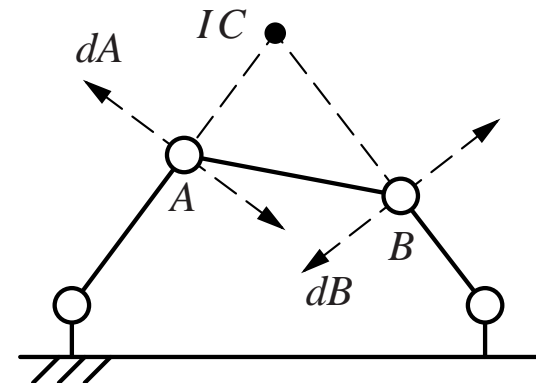


Example: Four bar linkages!

Base link is fixed.

Two links that either translate or rotate w.r.t. base link.

The *coupler link*, which can make all sorts of interesting motions.



Construct the ICs for two different four-bar linkages.



# Planar kinematics. Centroides.

Take an arbitrary continuous planar motion. Generally the IC moves.

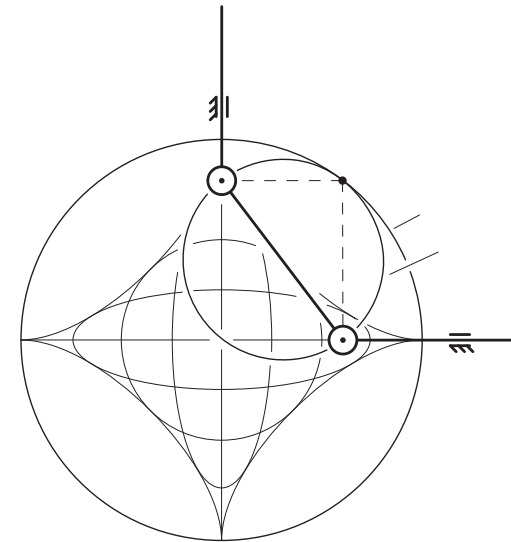
Plot the IC in the fixed plane. That gives the *fixed centrode*.

Plot the IC in the moving plane. That gives the *moving centrode*.

For any given time, the two curves must touch at the IC. And the moving plane rotates about the IC.

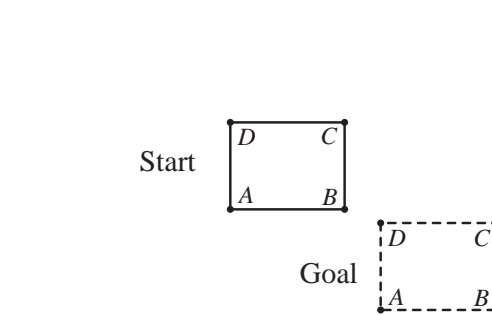
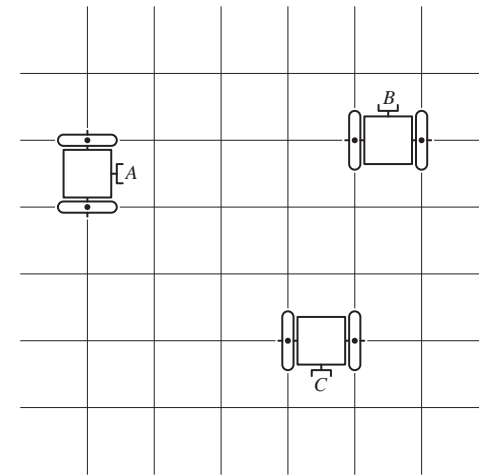
I.e. the moving centrode rolls without slipping on the fixed centrode.

It even works for discontinuous motions — *central polygons*.



# Problem set 1.

1. Example of planar displacements that do not commute.
2. Centroides (central polygons) for mobile robot.
3. Centroides (central polygons) for fridge.
4. Centroide for Chebyshev's linkage. *Show them my solution for Reuleaux's example.*



# Centroides for Watt's linkage

# Planar kinematics. False ICs.

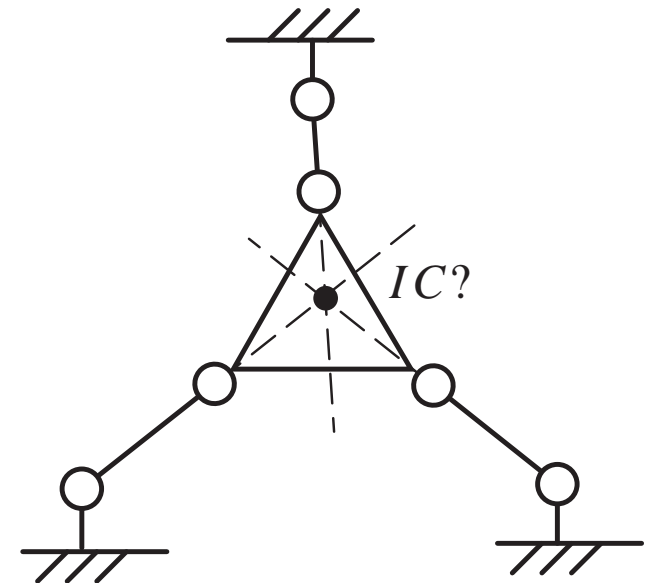
Review procedure for linkage IC construction

1. Reduce the constraints to point-velocity constraints.
2. Construct perpendiculars to allowed velocities at each point.
3. Intersection of perpendiculars are candidate ICs

No intersection means no ICs. It must be immobile.

But parallel lines intersect at infinity.

But existence of intersection does not imply mobility!!!



**Chapter 1 Manipulation 1**

- 1.1 Case 1: Manipulation by a human 1
- 1.2 Case 2: An automated assembly system 3
- 1.3 Issues in manipulation 5
- 1.4 A taxonomy of manipulation techniques 7
- 1.5 Bibliographic notes 8
- Exercises 8

**Chapter 2 Kinematics 11**

- 2.1 Preliminaries 11
- 2.2 Planar kinematics 15
- 2.3 Spherical kinematics 20
- 2.4 Spatial kinematics 22
- 2.5 Kinematic constraint 25
- 2.6 Kinematic mechanisms 34
- 2.7 Bibliographic notes 36
- Exercises 37

**Chapter 3 Kinematic Representation 41**

- 3.1 Representation of spatial rotations 41
- 3.2 Representation of spatial displacements 58
- 3.3 Kinematic constraints 68
- 3.4 Bibliographic notes 72
- Exercises 72

**Chapter 4 Kinematic Manipulation 77**

- 4.1 Path planning 77
- 4.2 Path planning for nonholonomic systems 84
- 4.3 Kinematic models of contact 86
- 4.4 Bibliographic notes 88
- Exercises 88

**Chapter 5 Rigid Body Statics 93**

- 5.1 Forces acting on rigid bodies 93
- 5.2 Polyhedral convex cones 99
- 5.3 Contact wrenches and wrench cones 102
- 5.4 Cones in velocity twist space 104
- 5.5 The oriented plane 105
- 5.6 Instantaneous centers and Reuleaux's method 109
- 5.7 Line of force; moment labeling 110
- 5.8 Force dual 112
- 5.9 Summary 117
- 5.10 Bibliographic notes 117
- Exercises 118

**Chapter 6 Friction 121**

- 6.1 Coulomb's Law 121
- 6.2 Single degree-of-freedom problems 123
- 6.3 Planar single contact problems 126
- 6.4 Graphical representation of friction cones 127
- 6.5 Static equilibrium problems 128
- 6.6 Planar sliding 130
- 6.7 Bibliographic notes 139
- Exercises 139

**Chapter 7 Quasistatic Manipulation 143**

- 7.1 Grasping and fixturing 143
- 7.2 Pushing 147
- 7.3 Stable pushing 153
- 7.4 Parts orienting 162
- 7.5 Assembly 168
- 7.6 Bibliographic notes 173
- Exercises 175

**Chapter 8 Dynamics 181**

- 8.1 Newton's laws 181
- 8.2 A particle in three dimensions 181
- 8.3 Moment of force; moment of momentum 183
- 8.4 Dynamics of a system of particles 184
- 8.5 Rigid body dynamics 186
- 8.6 The angular inertia matrix 189
- 8.7 Motion of a freely rotating body 195
- 8.8 Planar single contact problems 197
- 8.9 Graphical methods for the plane 203
- 8.10 Planar multiple-contact problems 205
- 8.11 Bibliographic notes 207
- Exercises 208

**Chapter 9 Impact 211**

- 9.1 A particle 211
- 9.2 Rigid body impact 217
- 9.3 Bibliographic notes 223
- Exercises 223

**Chapter 10 Dynamic Manipulation 225**

- 10.1 Quasidynamic manipulation 225
- 10.2 Brie y dynamic manipulation 229
- 10.3 Continuously dynamic manipulation 230
- 10.4 Bibliographic notes 232
- Exercises 235

**Appendix A Infinity 237**